

EXTERIOR STANDARD



**CUSTOM
HOMES
OF VIRGINIA**

*BUILD
YOUR
DREAM*

SELECTIONS CATALOG

CHECK OUT THE MANY PRODUCTS AND COLORS YOU'LL HAVE TO CHOSE FROM DURING YOUR IN-PERSON EXTERIOR SELECTION MEETING.

 info@chov.com



www.chov.com



BARKWOOD



BIRCHWOOD



CHARCOAL



DRIFTWOOD



HICKORY



HUNTER GREEN



MISSION BROWN



OYSTER GRAY



PEWTER GRAY



SHAKEWOOD



SLATE



WEATHERED WOOD

HORIZONTAL SIDING




COUNTRY BEIGE



ESPRESSO




LIGHTHOUSE RED



REGATTA



CYPRESS



POLARIS




SLATE



GRAPHITE



CANYON




METROPOLITAN




INDIGO

HORIZONTAL SIDING



CARBON



OCEANSIDE



ASPEN WHITE



NANTUCKET



PEARL



CLAY



GREYSTONE



BONE



MOCHA



DRIFTWOOD

VERTICAL SIDING

*Gables
Only*



COUNTRY BEIGE



ESPRESSO



LIGHTHOUSE RED




REGATTA



CYPRESS



POLARIS



SLATE



GRAPHITE



CANYON



METROPOLITAN



INDIGO

VERTICAL SIDING

*Gables
Only*



CARBON



OCEANSIDE



ASPEN WHITE



NANTUCKET



PEARL



CLAY



GREYSTONE



BONE



MOCHA



DRIFTWOOD

**SHAKE
SIDING**

***Gables
Only***



COUNTRY BEIGE



ESPRESSO



LIGHTHOUSE RED



REGATTA



CYPRESS



POLARIS



SLATE



GRAPHITE



CANYON



METROPOLITAN



INDIGO

SHAKE SIDING

*Gables
Only*



CARBON



OCEANSIDE



ASPEN WHITE



NANTUCKET



PEARL



CLAY



GREYSTONE



BONE



MOCHA



DRIFTWOOD

TREX FRONT STEPS



EXAMPLE STEP DESIGN



**HARVEST COLLECTION
SLATE GRAY**




**HARVEST COLLECTION
BROWNSTONE**



**HARVEST COLLECTION
KONA**



**TERRAIN COLLECTION
SILVER MAPLE**



**TERRAIN COLLECTION
BROWN OAK**

FOUNDATION SPLIT BLOCK



EXAMPLES SPLIT BLOCK



Shutters are available as a standard option and come in 3 styles.



**Z BAR
STYLE**

**STAINED
OR
PAINTED
WOOD
PRODUCT**



**CRAFTSMEN
STYLE**



**CONTINENTAL
STYLE**

Vinyl
Product:
Assortment
of colors
available in
showroom

EXCLUSIVE EXTERIOR DESIGNS

Carbon



Driftwood Vertical

Clay



Bone Shake



Arctic



Seneca

Lighthouse Red



Lighthouse Red Vertical



Huron

DESIGNER SELECTED COLOR COMBINATIONS

**STONE
PROVIA
DRY
STACK**



ERIE



COLORADO



SENECA



WHISPERWOOD



HURON



OTTOWA

Column Base

**STONE
PROVIA
PRECISION
FIT**



ADOBE SAND



DRIFTWOOD



ARCTIC



ONYX



SAGE GRAY

Column Base

COLUMNS

STRAIGHT



**PAINTED
COLUMNS
WITH
STONE
BASE**



TAPERED



**CUSTOM
HOMES**
OF VIRGINIA



**STAINED
STRAIGHT
COLUMNS
WITH
STONE
BASE**



**STRAIGHT
STAINED
OR
PAINTED
NO STONE
BASE**




FRONT ENTRY DOOR



**6 PANEL
STYLE:
SMOOTH-STAR
S210**



**2 PANEL PLANK
SOFT ARCH
STYLE: SMOOTH-
STAR S205**



**3 PANEL SCROLL
STYLE: S755**



**2 PANEL CRAFTSMEN
SHAKER STYLE:
SMOOTH-STAR
S4800**



**2 PANEL SQUARE
TOP STYLE:
SMOOTH-STAR
S220**



**8 PANEL
STYLE: SMOOTH-
STAR
S11**

These doors are paintable (only) and have no windows. Your house plans may call for a transom and/or sidelight windows. Check with your agent.



**6 PANEL STYLE:
FIBER CLASSIC
OAK COLLECTION
FC60**



**8 PANEL STYLE:
FIBER CLASSIC
OAK COLLECTION
FCF134**



**3 PANEL SCROLL
STYLE: FC755**



**3 PANEL SQUARE
TOP
STYLE: FC31**



**2 LIGHT 4 PANEL
STYLE SMOOTH-
STAR
S296**



**2 PANEL DELUXE
OVAL LITE STYLE:
SMOOTH-STAR
S770**



**CENTER ARCH LITE
7 PANEL
STYLE: SMOOTH-
STAR. S10**



**CAMBERTOP LITE 4
PANEL FLUSH
STYLE: PROFILES
708**

Top Row: Stainable (only) no windows **Bottom Row:** Paintable (only) with windows

SHERWIN WILLIAMS

EXTERIOR STAIN COLORS

Super Deck

Semi-Solid Paint/Stain

3501 SS Redwood	3502 SS Mission Wall	3503 SS White Birch	3504 SS Woodridge	3505 SS Yankee Barn	3507 SS Riverwood
3508 SS Covered Bridge	3509 SS Baja Beige	3511 SS Cedar Bark	3512 SS Cider Mill	3513 SS Spice Chest	3518 SS Hawthorne
3520 SS Ficus	3521 SS Crossroads	3522 SS Banyan Brown	3524 SS Chestnut	3530 SS Moss Olive	3531 SS Blue Shadow

3532 SS Hill Country	3533 SS Leeward	3535 SS Foliage	3540 SS Mountain Ash	3541 SS Harbor Mist	3542 SS Charwood
3560 SS Gray Pine	3562 SS Blue Spruce	3564 SS Faded Denim	3565 SS Bamboo	3566 SS Douglas Fir	3567 SS Limewood
3569 SS Olive	3570 SS Pacific Pine	3571 SS Classic Barn Red	3572 SS New Barn Red	3573 SS Tavern Oak	3574 SS English Walnut

GARAGE DOORS



NON-INSULATED RAISED PANEL LONG PANEL 4216 MODEL



NON-INSULATED RAISED PANEL SHORT PANEL 2241 MODEL

These doors can come with carriage style hardware or without. They do not come with garage door openers, please see the exterior upgrade section.

Garage doors can also be painted any color.

LIGHTS

**PEDESTRIAN
GARAGE
DOOR AND
BACK DOOR
LANTERN
1161-BK**



**NUVO LED MOTION LIGHT
MODEL 65/717
OVER GARAGE SUBSTITUTION**



**FRONT PORCH OPTION
INSTEAD OF LANTERN OR
FLUSHMOUNT**

WALL LANTERN OVER GARAGE DOORS AND ONE SIDE OF FRONT DOOR



**MAXIM PIER M
MODEL35015
WALL SCONCE WITH
METAL SHADE**



**MAXIN
MODEL6112
LIGHTRAY
12'-2 BULB**



**GENERATION
MODEL88936/7
BAKERSVILLE
COLLECTION**



**GLOBE ELECTRIC
MODEL44176
HURLEY
COLLECTION**

OR NON-LANTERN CEILING FLUSH MOUNT OPTIONS FOR FRONT PORCH



**GENERATION
MODEL7837401
BARN LIGHT**



**GENERATION
MODEL7836701
BARN LIGHT**



**MAXIM
MODEL 1029
3 LIGHT 11'**




**GENERATION
MODEL79131
HERRINGTON**

EXCLUSIVE EXTERIOR DESIGNS

Metropolitan



Metro Vertical



Onyx



DESIGNER SELECTED COMBINATIONS FOR MODERN

EXCLUSIVE EXTERIOR DESIGNS




Aspen
Vertical



Aspen



Ottawa



DESIGNER SELECTED COMBINATIONS FOR FARMHOUSE